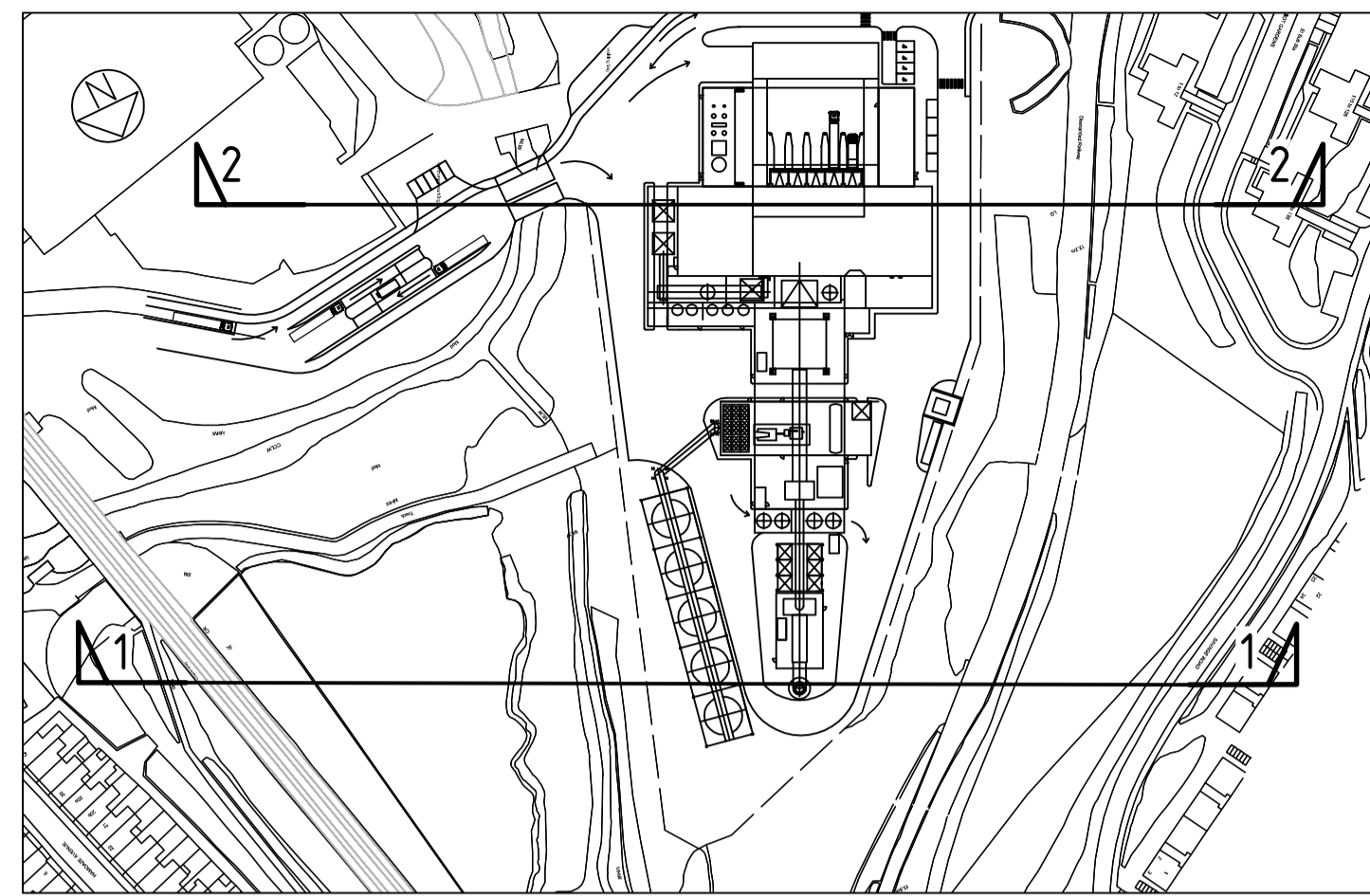
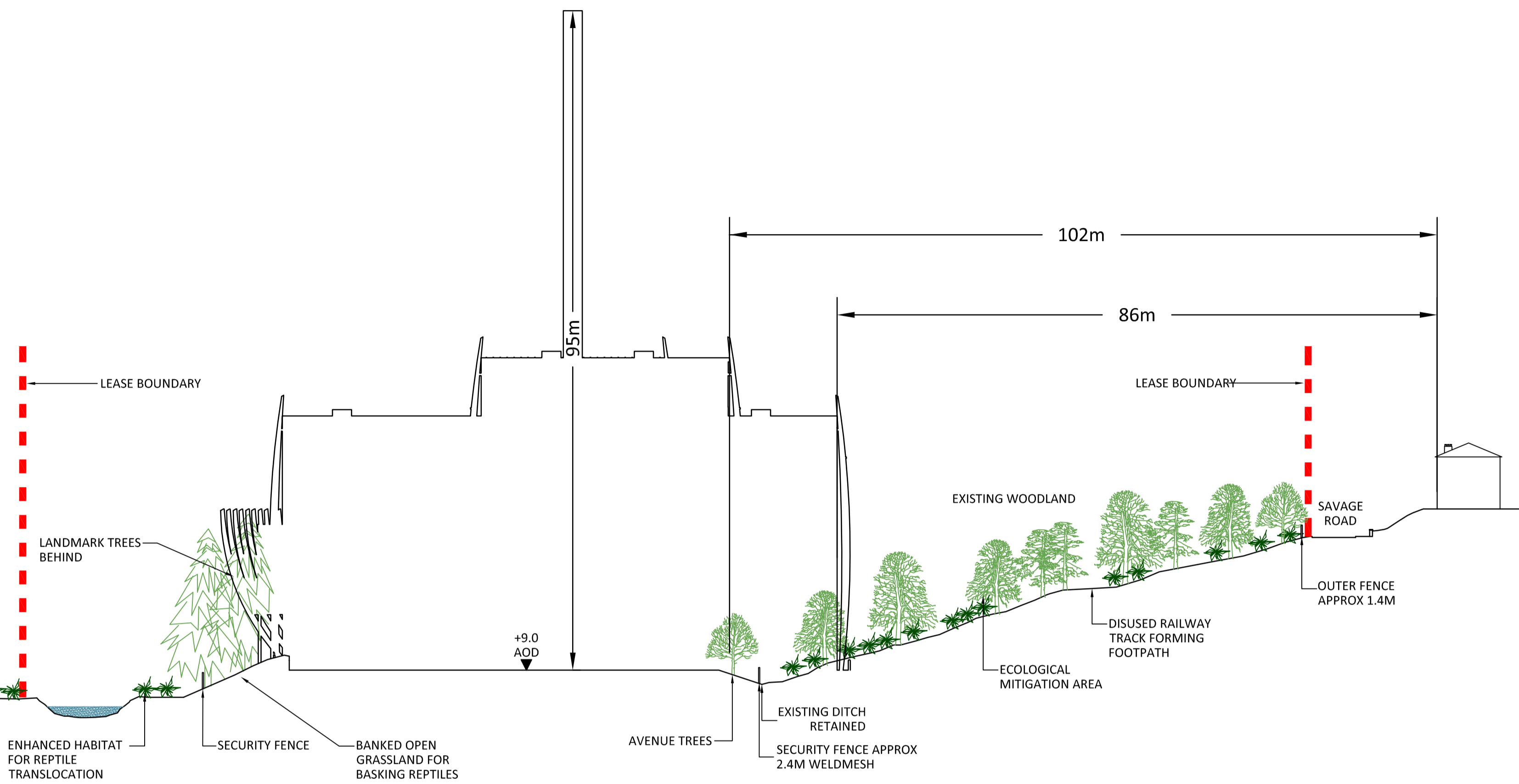


THIS DRAWING MAY BE USED ONLY FOR THE PURPOSE INTENDED AND ONLY WRITTEN DIMENSIONS SHALL BE USED

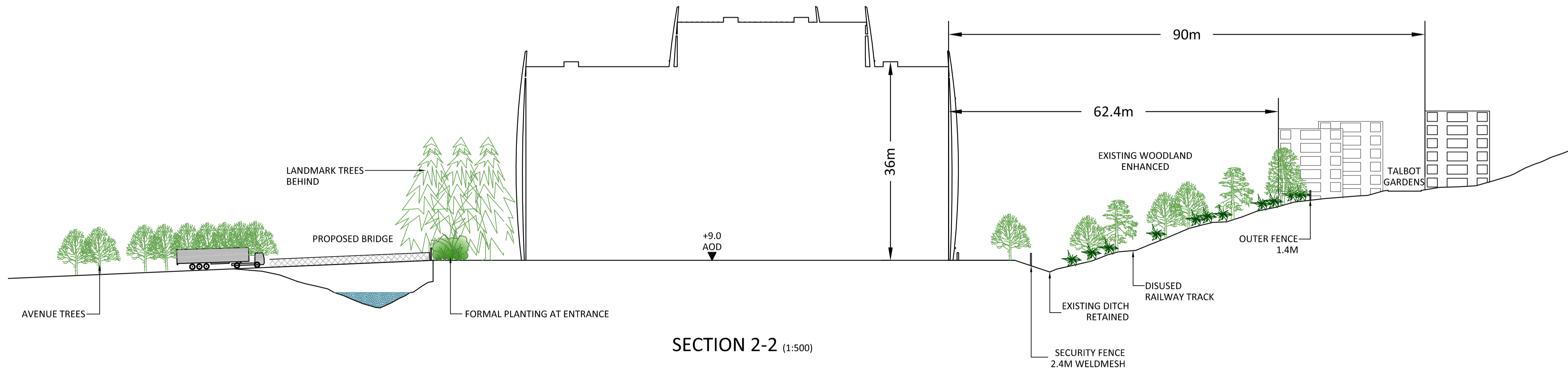
NOTES



KEY PLAN (1:2000)



SECTION 1-1 (1:500)



SECTION 2-2 (1:500)

SECTION LINES REVISED IN KEY PLAN	LB / IR	02.11.11	I
BUILDING AND BOUNDARY MODIFIED, DITCH NOTED	LB / SL	18.04.11	H
GABION WALL MODIFIED	RH / SL	02.11.10	G
FENCE HEIGHT MODIFIED	RH / SL	26.10.10	F
FENCE HEIGHT MODIFIED	RH / SL	25.10.10	E
ROAD LAYOUT UPDATED	OK / SL	20.10.10	D
AMENDED TO SUIT COMMENTS FROM P-WORMALD	OK / SL	08.10.10	C
FLOOR LEVEL AMENDED TO +9.0	OK / SL	23.09.10	B
PLANTING / DIMENSIONS ADDED	OK / SL	26.08.10	A
Revision Details	By	Date	Suffix
	Check		

Drawing Status			
PLANNING			
Job Title			
EfW CHP FACILITY, NORTH YARD, DEVONPORT			
Drawing Title			
LANDSCAPE SECTIONS 1-1 AND 2-2			

Scale at A1 AS SHOWN			
Drawn	OK	Approved	SL
Stage 1 check	Stage 2 check	Originated	Date
			20.08.2010
Drawing Number			Rev
PA18A			
000102/0123356-003			

MVV Environment Contractor to SWDWP	Scott Wilson Environmental & Planning Consultant	MVV O&M EPC Contractor	Envi Con & Plant Engineering GmbH General Designer	KIER Civil Works	SC+ Architect	Lab Air Pollution Control	Standardkessel Baumgarte Boiler & Grate	JRR Electrical & Control	Imtech Water Steam System
--	---	---------------------------	---	---------------------	------------------	------------------------------	--	-----------------------------	------------------------------