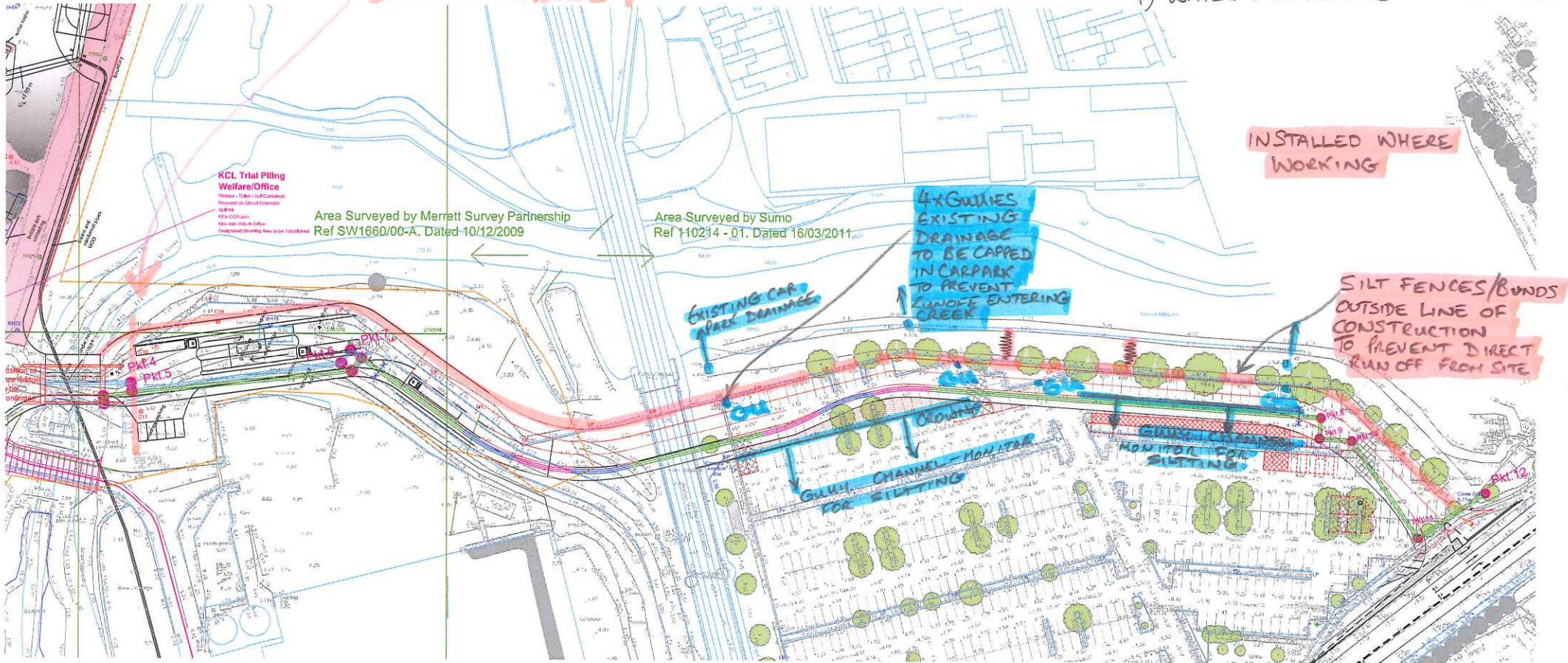


PHASE 1 ACCESS ROAD

CHECKLIST

- 1) DAILY VISUAL INSPECTION OF FENCE/BUND
- 2) WEEKLY CLEAN BUND/FENCE
- 3) GULLY POTS - FREE OF SILT
- 4) WATER MONITORING AS PER PLAN

END OF PHASE 1

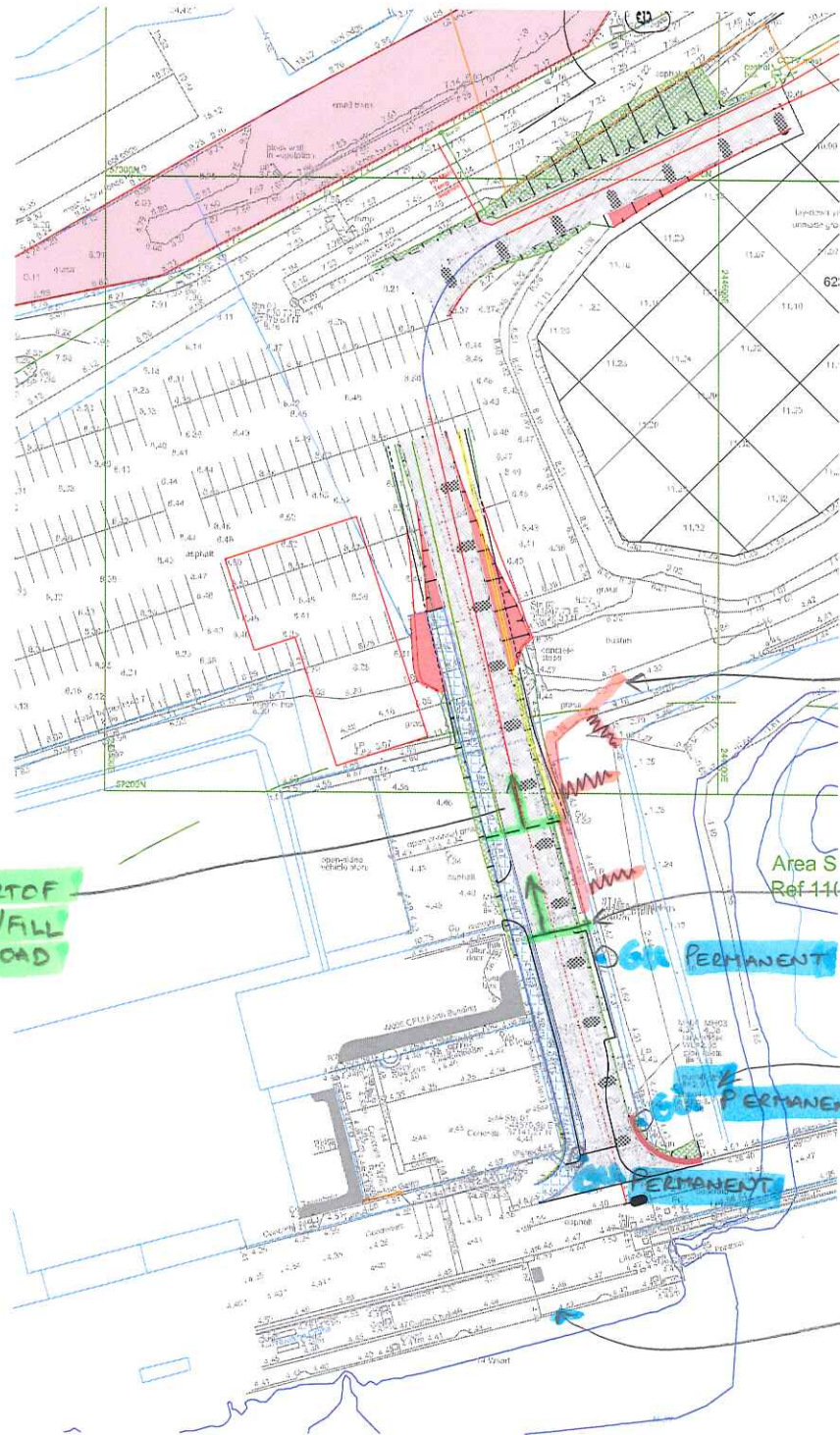


ANNOTATED BY TJW
KEL
1st NOV 2011

PHASE 1

Bull PT

ACCESS RD



CHECKLIST

- 1) DAILY VISUAL INSPECTION OF ^{FENCE} BUND
- 2) WEEKLY CLEAN BUND/FENCE
- 3) GULLY POTS - FREE OF SILT
- 4) WATER MONITORING AS PER PLAN

SILT FENCES/BUNDS TO PREVENT RUNOFF INTO CREEK

START OF CUT/FILL TO ROAD

START OF WORK RESURFACING

Area S Ref 111

PERMANENT

PERMANENT

PERMANENT

OUTFALL COULD ALSO BE FOR ROAD GULLIES

300' OF OUTFALL - ASSUMED POSSIBLE OUTFALL

ANNOTATED BY TJW
KCL
1st NOV 2011

PHASE 2 EFW FACILITY

CHECKLIST

- 1) DAILY VISUAL INSPECTION OF FENCE/SWALE
- 2) WEEKLY CLEAN FENCE/SWALE AS REQUIRED
- 3) WATER MONITORING AS PER PLAN

SCRUB LAND TO BE CLEARED TO REVEAL SWALE

EXTEND SWALE AS DETAIL REQUIRES

MONITOR EXISTING SWALE FOR SIGNS OF SILTING UP - CLEAN AS REQUIRED

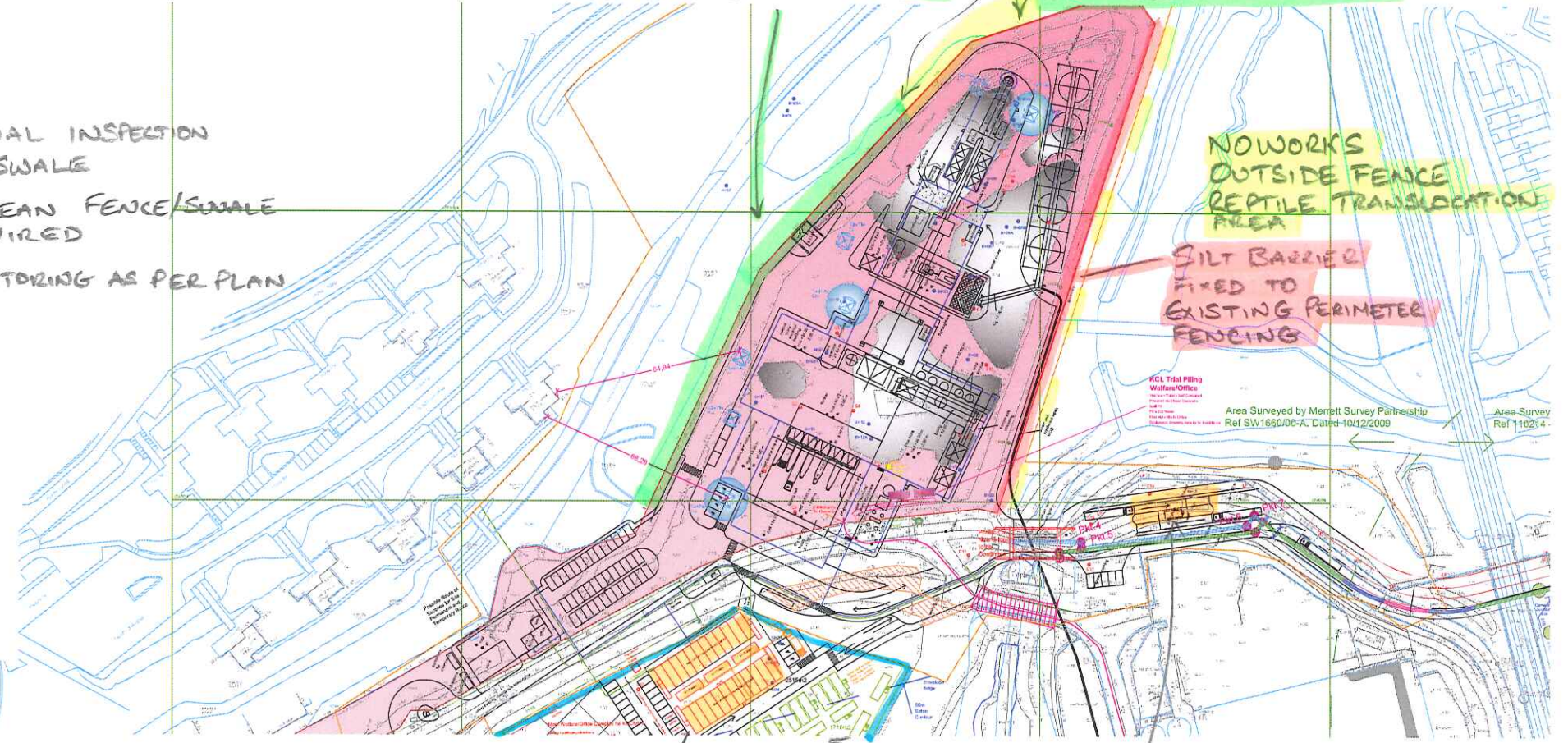
NOWORKS OUTSIDE FENCE REPTILE TRANSLOCATION AREA

SILT BARRIER FIXED TO EXISTING PERIMETER FENCING

RAIN WATER FROM CABINS TO BE HARVESTED

SITE LAYDOWN TO BE KEPT FREE OF MUD VERY PERMEABLE

WHEEL WASH FOR VEHICLES LEAVING SITE RECYCLED WATER



ANNOTATED BY TJW
KCL
1st NOV 2011