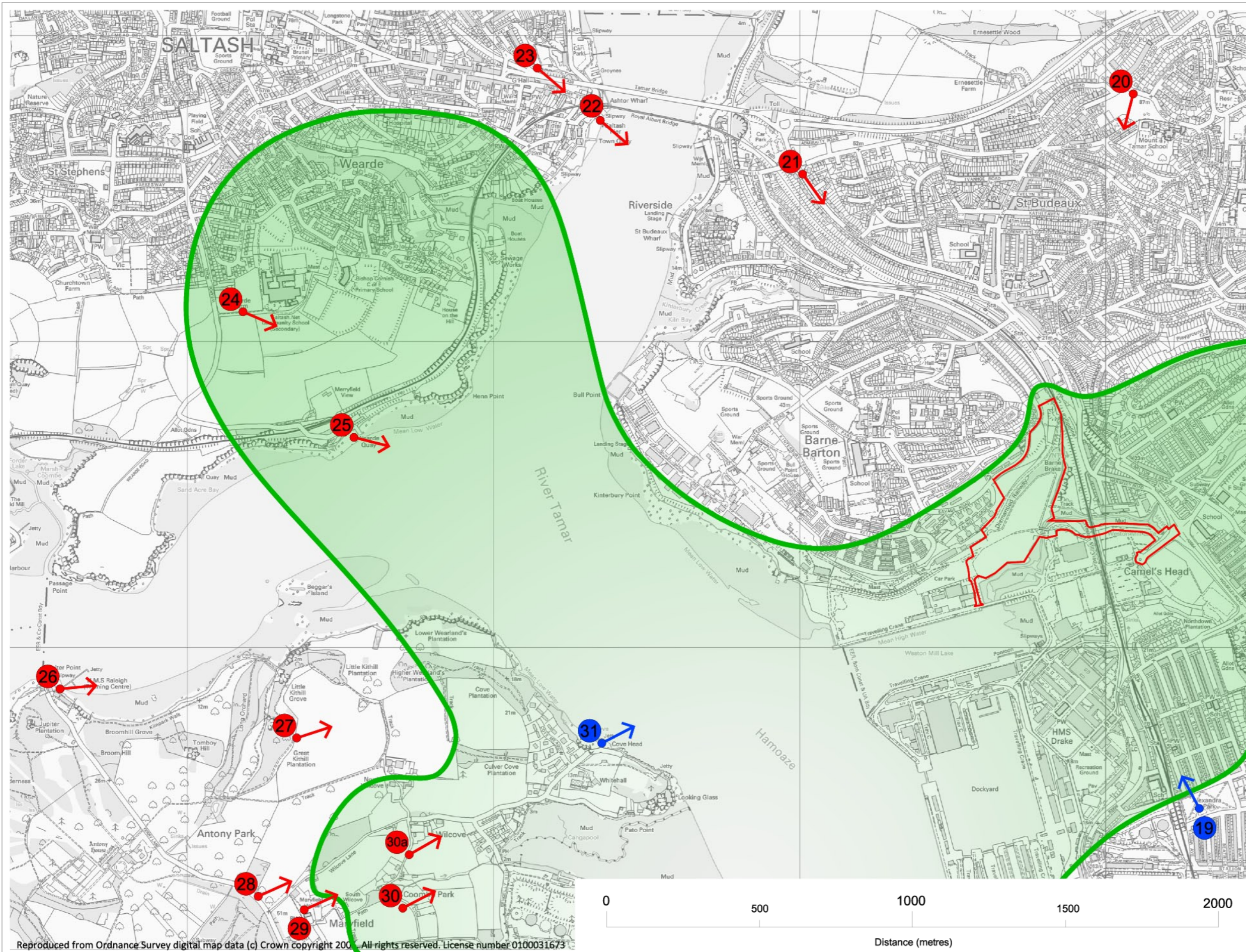






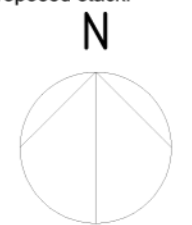
THIS DRAWING MAY BE USED ONLY FOR THE PURPOSE INTENDED AND ONLY WRITTEN DIMENSIONS SHALL BE USED



NOTES
KEY

-  SITE BOUNDARY
-  VIEWPOINT LOCATIONS
-  VIEWPOINT AND PHOTOMONTAGE LOCATIONS
-  PRIMARY ZONE OF VISUAL INFLUENCE

NOTE:
The Zone of Visual Influence does not include the proposed stack.



Updated site boundary and drawing template	LB	SL	16.04.11	B
Updated site boundary	LB	SL	08.04.11	A
Revision Details	By	Date	Suffix	
	Check			

Drawing Status
PLANNING

Job Title
EfW CHP FACILITY, NORTH YARD, DEVONPORT

Drawing Title
PHOTOGRAPHIC VIEWPOINT LOCATIONS AND ZONE OF VISUAL INFLUENCE

Scale at A3 NTS			
Drawn SL/LB	Approved IR		Date 17.03.11
Stage 1 check SL	Stage 2 check	Originated	

Drawing Number FIGURE 8.8.2	Rev B
---------------------------------------	-----------------

Reproduced from Ordnance Survey digital map data (c) Crown copyright 200... All rights reserved. License number 0100031673

 MVV Environment Contractor to SWDWP	 Scott Wilson Environmental & Planning Consultant	 MVV O&M EPC Contractor	 Envi Con Envi Con & Plant Engineering GmbH General Designer	 KIER Civil Works	 SC Architect	 Lab Air Pollution Control	 Standardkessel Baumgarte Boiler & Grate	 SR Electrical & Control	 Imtech Water Steam System
---	--	--	--	--	--	---	---	---	---