





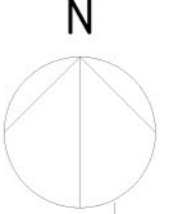
THIS DRAWING MAY BE USED ONLY FOR THE PURPOSE INTENDED AND ONLY WRITTEN DIMENSIONS SHALL BE USED

NOTES

KEY

-  SITE BOUNDARY
-  VIEWPOINT LOCATIONS
-  PRIMARY ZONE OF VISUAL INFLUENCE
-  SECONDARY ZONE OF VISUAL INFLUENCE

NOTE:
The Zone of Visual Influence does not include the proposed stack.



| | | | | |
|--|-------|----|----------|--------|
| Updated ZVIs | LB | SL | 03.05.11 | C |
| Updated site boundary and drawing template | LB | SL | 16.04.11 | B |
| Updated site boundary | LB | SL | 08.04.11 | A |
| Revision Details | By | SL | Date | Suffix |
| | Check | | | |

Drawing Status **PLANNING**

Job Title
EW CHP FACILITY, NORTH YARD, DEVONPORT

Drawing Title
PHOTOGRAPHIC VIEWPOINT LOCATIONS AND ZONES OF VISUAL INFLUENCE

| | | | |
|-----------------|-------|---------------|------------|
| Scale at A3 NTS | | | |
| Drawn | SL/LB | Approved | IR |
| Stage 1 check | SL | Stage 2 check | Originated |
| | | | Date |
| | | | 17.03.11 |

Drawing Number **FIGURE 8.8.4** Rev **C**

Reproduced from Ordnance Survey digital map data (c) Crown copyright 2005. All rights reserved. License number 0100031673

| | | | | | | | | | |
|--|---|--|---|--|--|---|---|---|---|
|  MVV Environment Contractor to SWDWP |  Seon Wilson Environmental & Planning Consultant |  MVV O&M EPC Contractor |  Envi Con Envi Con & Plant Engineering GmbH General Designer |  KIER Civil Works |  SC Architect |  Lab Air Pollution Control |  Standardkessel Baumgarte Boiler & Grate |  SR Electrical & Control |  Imtech Water Steam System |
|--|---|--|---|--|--|---|---|---|---|