






THIS DRAWING MAY BE USED ONLY FOR THE PURPOSE INTENDED AND ONLY WRITTEN DIMENSIONS SHALL BE USED

**NOTES**

LEGEND		CUMULATIVE TOTAL
NO. OF DWELLINGS		
	<50M: APPROX 20 DWELLINGS	20
	50-100M: APPROX. 62 DWELLINGS	82
	100-150M: APPROX. 93 DWELLINGS	175
	150-200M: APPROX. 180 DWELLINGS	355
	200-250M: APPROX. 193 DWELLINGS	548

BUILDING HEIGHTS GIVEN WITH REFERENCE TO PLANT DATUM ± 0.00M = +9M AOD.

UPDATED BUILDING, BOUNDARY, DISTANCES, ADDED (c) NOTE	LB/AH	20/04/11	D
UPDATED DRAWING TEMPLATE	LB/SL	16/04/11	C
CHANGE TO FLUE HEIGHT	LB/SL	05/04/11	B
UPDATED DRAWING TEMPLATE, JOB TITLE AND DRAWING NO.	LB/SL	03/03/11	A
ZONING BOUNDARIES UPDATED AND DWELLINGS RECOUNTED	LB/SL	02/03/11	A
Revision Details	By	Date	Suffix
	Check		

Drawing Status **PLANNING**

Job Title  
**EfW CHP FACILITY,  
NORTH YARD,  
DEVONPORT**

Drawing Title  
**DIAGRAM OF DWELLINGS  
IN PROXIMITY TO  
ALL BUILT STRUCTURES**

Scale at A3 NTS			
Drawn LB	Approved IR		
Stage 1 check SL	Stage 2 check	Originated	Date 26.01.11

Drawing Number **FIGURE 19.3** Rev



Reproduced from Ordnance Survey digital map data (c) Crown copyright 2005. All rights reserved.. License number 0100031673

 MVV Environment Contractor to SWDWP	 Environmental & Planning Consultant	 EPC Contractor	 Envi Con & Plant Engineering GmbH General Designer	 Civil Works	 Architect	 Air Pollution Control	 Boiler & Grate	 Electrical & Control	 Water Steam System
--	--	--	---	---	---	---	--	--	--